

*mis*<sup>®</sup>  
PROSTHETIC OPTIONS  
INTERNAL HEXAGON





# Table of Contents

<b>Implant Dimensions</b> P. 8-9	<b>Prosthetic Options Listed by Healing Caps</b> P. 10-14	<b>Analogs and Impression Copings</b> P. 15-16	<b>Temporary Restoration</b> P. 17-19  ○ Temporary Cylinders
---	--	---	--

## Screw-retained Restoration

P. 20-25

- Multi-Unit System
- Plastic Cylinders

## Digital Restoration

P. 26-31

- EZ-Base System
- Ti-Base
- Digital Model Analogs
- Scan Posts
- Titanium Blanks

## Cemented Restoration

P. 32-41

- Cementable Abutments
- CPK

## Overdenture

P. 42-49

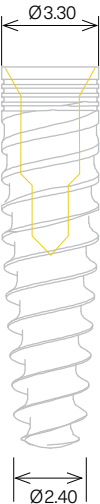
- OT-Equator Kits
- Ball Attachment System
- LOCKIT Attachment System
- Locator Attachment System

## Prosthetic Screws

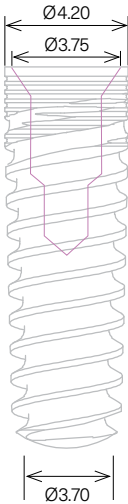
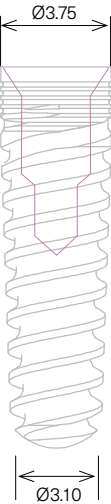
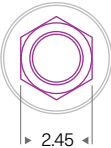
P. 50

# Implant Dimensions: SEVEN

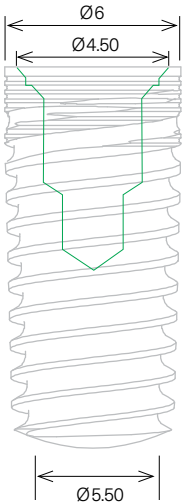
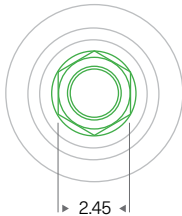
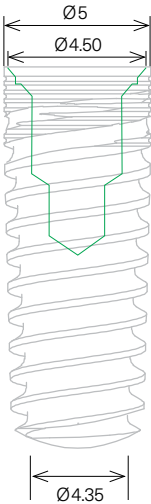
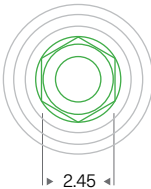
Narrow Platform



Standard Platform



Wide Platform




# Implant Dimensions: M4

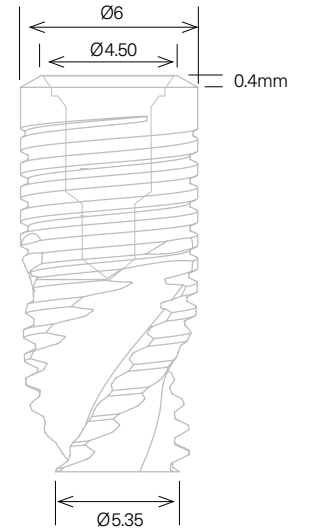
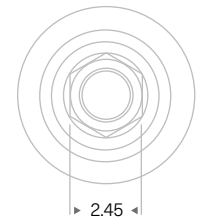

Narrow  
Platform



Standard  
Platform



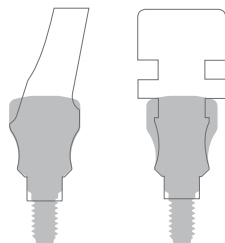
Wide  
Platform



# Prosthetic Option Listed by Healing Caps

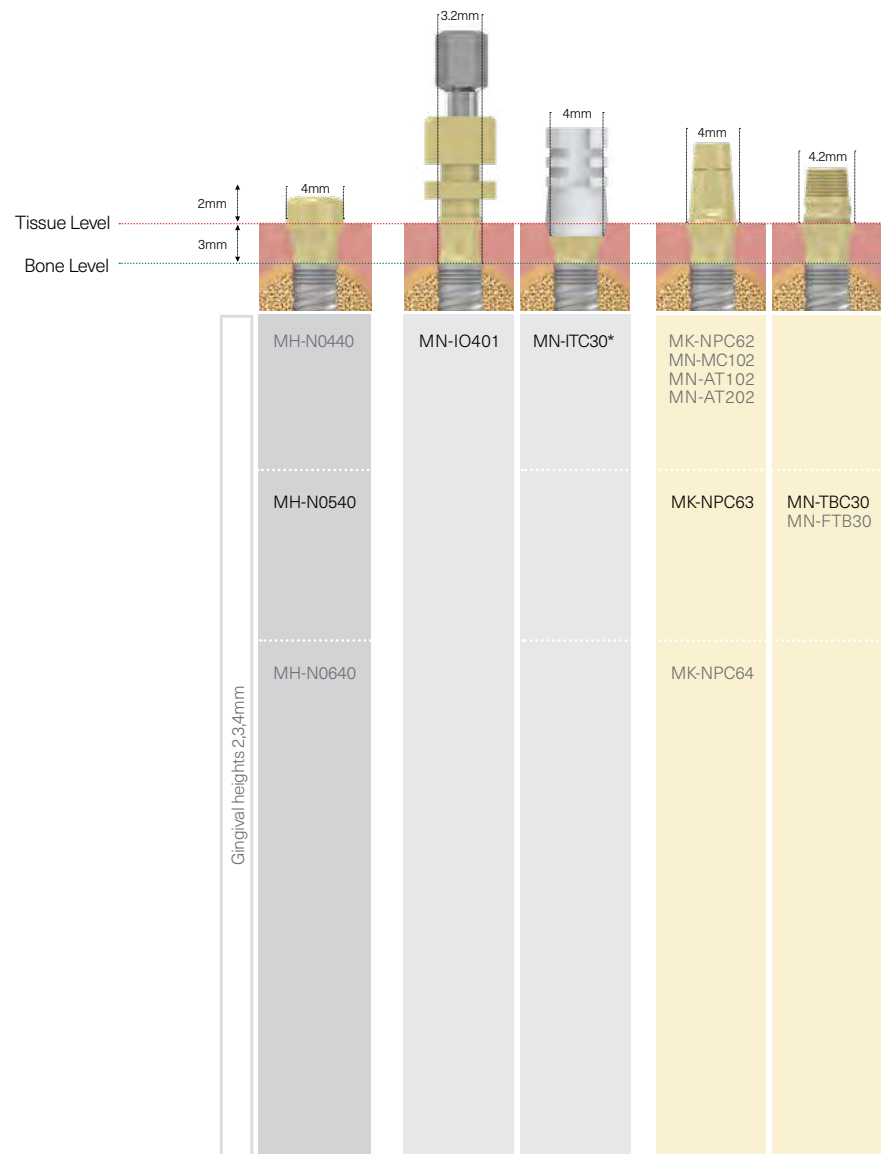


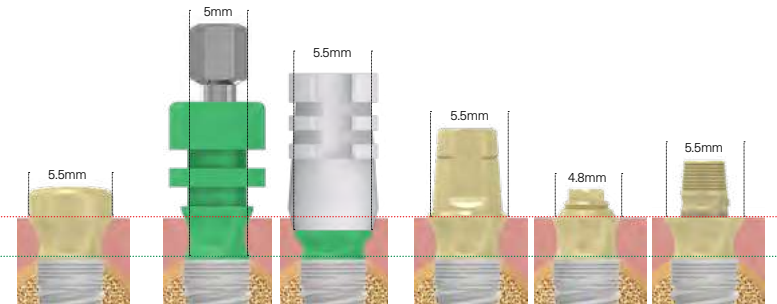
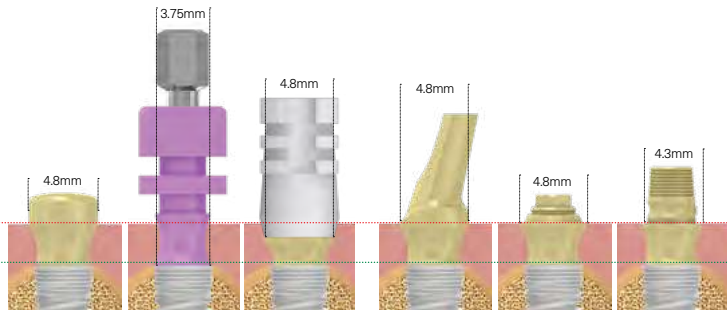
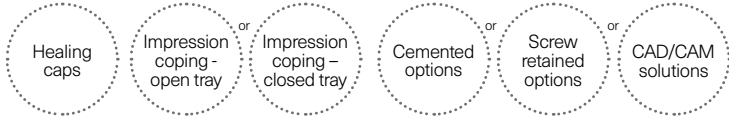
The internal hex. prosthetic system includes the existing abutments. In addition, there is a line of consistent concave emergence profile abutments for the benefit of the entire rehabilitation process.



Each item chart displays available healing cap heights and related prosthetic options. **Bold item** numbers represent image shown above each column.

\*Image is for illustration only. (2mm height closed tray impression coping presented. Not available in 3mm).





Gingival heights 2,3,4mm

MH-S0448	MD-IO481	MD-ITC30*	MK-CPC62 MD-MC102 MD-AT152 MD-AT252	MA-SC248	
MH-S0548			MD-AT153 MD-AT253 MK-CPC63	MA-SC348	MD-TBC30 MD-FTB30
MH-S0648			MK-CPC64	MA-SC448	

Gingival heights 2,3,4mm

MH-W0455	MW-IO551	MW-ITC30*	MK-WPC62 MW-MC102 MW-AT152		
MH-W0555			MK-WPC63	MA-WC348	MW-TBC30 MW-FTB30
MH-W0655			MK-WPC64		

NARROWPLATFORM  
Healing Caps

**i** Tightening force: 20-25Ncm

Healing cap

Ø4

HEIGHT 2mm



MH-N2330

3mm




MH-N3330

4mm




MH-N4330

5mm



MH-N6330

6mm



MH-N8330

Concave healing cap

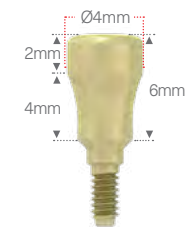
Ø4



MH-N0440



MH-N0540



MH-N0640

Anatomic healing cap

Ø4.3



MH-52330




MH-53330



MH-54330



MH-55330



MH-56330

STANDARD PLATFORM  
Healing Caps

**i** Tightening force: 20-25Ncm

HEIGHT 2mm 3mm 4mm 5mm 6mm 8mm

Healing cap

Ø4



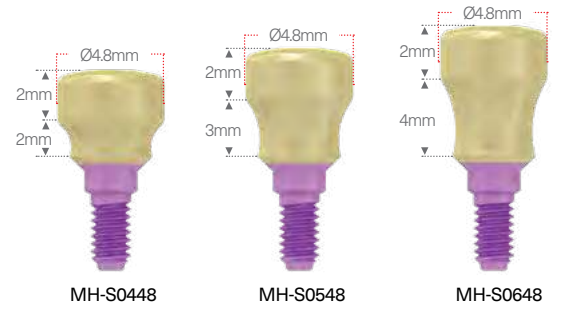
Healing cap

Ø4.8




Concave healing cap

Ø4.8



Anatomic healing cap

Ø5.5




WIDE PLATFORM  
Healing Caps

**i** Tightening force: 20-25Ncm

HEIGHT 2mm 3mm 4mm 5mm 6mm 8mm


Healing cap

Ø5




Concave healing cap

Ø5.5



Anatomic healing cap

Ø6.5




# Impression coping


**i** Tightening force: 20-25Ncm

Impression coping for closed tray


NARROW




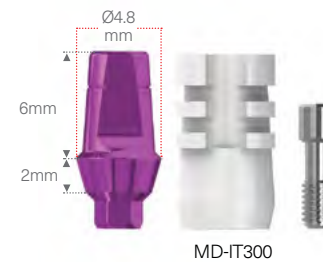
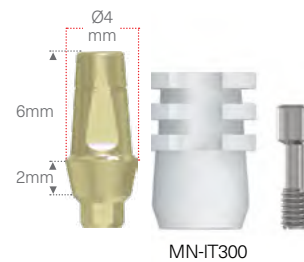
STANDARD




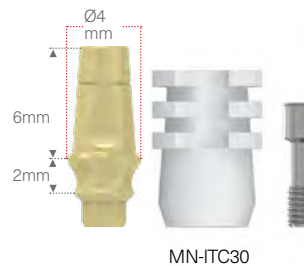
WIDE



Direct impression coping for closed tray



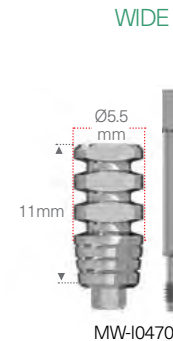

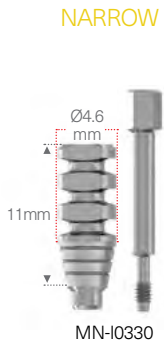
Direct impression coping for closed tray, concave profile





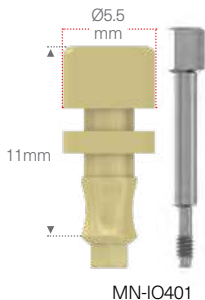
# Analogs and Impression Copings

**i** Tightening force: 20-25Ncm

Direct impression coping for open tray




Direct impression coping for open tray, concave profile



Direct press fit for closed tray



Implant analog




# Temporary Restoration Temporary Cylinders -

**i** Tightening force:  
20-25Ncm


Narrow profile  
temporary plastic  
abutment

NARROW




MN-TPA12

STANDARD




MD-TPA12

WIDE




MW-TPA12


Temporary plastic  
abutment



MN-TPA10

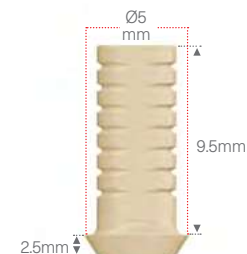


MD-TPA10



MW-TPA10

Direct temporary  
plastic cylinder



MD-TPH50



MW-TPH50


Temporary Restoration  
**Temporary  
 Cylinders -**  
 free-rotation

**i** Tightening force:  
 20-25Ncm

Direct temporary  
 free-rotation cylinder

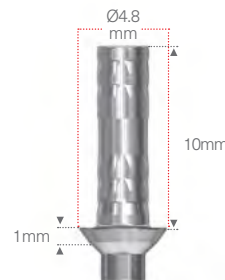
H1

NARROW



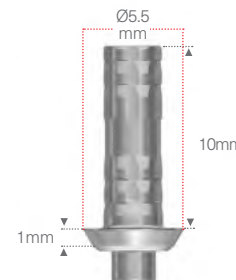
MN-TC013

STANDARD



MD-TC013


WIDE




MW-TC013

Direct temporary  
 free-rotation cylinder,  
 concave profile

H2



MN-TC023




MD-TC023




MW-TC023

Direct temporary  
 free-rotation cylinder,  
 concave profile


H3



MN-TC033



MD-TC033



MW-TC033

Temporary Restoration  
**Temporary  
 Cylinders -  
 anti-rotation**

**i** Tightening  
 force:  
 20-25Ncm

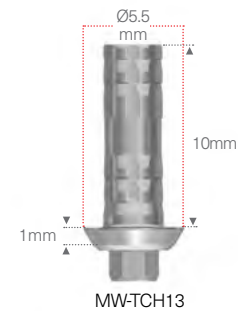
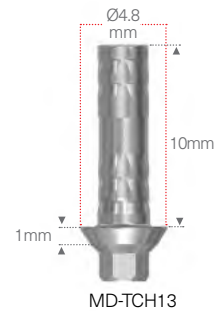
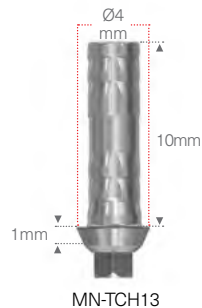
Direct temporary anti-rotation cylinder

H1

NARROW


STANDARD

WIDE




Direct temporary anti-rotation cylinder, concave profile

H2



Direct temporary anti-rotation cylinder, concave profile

H3



Screw-retained  
Restoration  
Multi-Unit  
System

**i** Tightening  
force:  
30Ncm



H=2

NARROW



MA-NC248

STANDARD



MA-SC248

WIDE

H=3



MA-NC348



MA-SC348



MA-WC348

H=4



MA-NC448



MA-SC448

H=5



MA-WC548

Screw-retained  
Restoration  
Multi-Unit  
System

**i** Tightening  
force:  
30Ncm

H1

NARROW



MA-N1480

STANDARD



MA-S1480

WIDE



MA-W1480

H2



MA-N2480



MA-S2480


H3



MA-N3480



MA-S3480



MA-W3480

H4

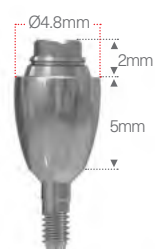


MA-N4480



MA-S4480

H5



MA-N5480



MA-S5480



MA-W5480

Screw-retained  
Restoration  
Multi-Unit  
System

**i** Tightening  
force:  
20Ncm


17°

STANDARD



MA-SO171

WIDE



MA-WO172




MA-SO172




MA-WO171


30°




MA-SO301



MA-WO301




MA-SO302



MA-WO302


Screw-retained Restoration  
Multi-Unit  
Components

Healing cap




MU-H4480

Analog



MU-RSM48

Impression coping,  
open tray



MU-I0480

Impression coping,  
closed tray



MU-IT480

Temporary cylinder




MU-TO480

Plastic cylinder



MU-CP048

Gold plastic cylinder



MU-BGC48  
MU-MG480

CAD/CAM cementing  
cap for multi unit



MU-CC480

Screw-retained  
Restoration

# Plastic Cylinders



Tightening  
force:  
20-25Ncm

Direct plastic  
cylinder, anti-rotation

NARROW



MN-CPH13

STANDARD



MD-CPH13

WIDE



MW-CPH13

Direct plastic  
cylinder free rotation



MN-CP013




MD-CP013



MW-CP013

Wide profile direct plastic  
cylinder, anti-rotation



MD-CPH50



MW-CPH60

Wide profile direct plastic  
cylinder, free rotation



MD-CP050



MW-CP060

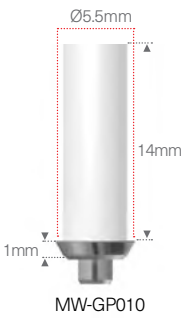
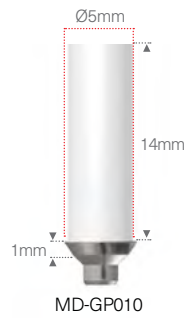

Screw-retained  
Restoration  
Plastic  
Cylinders

**i** Tightening  
force:  
20-25Ncm

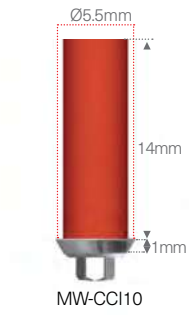
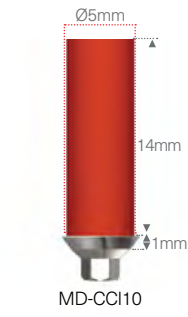
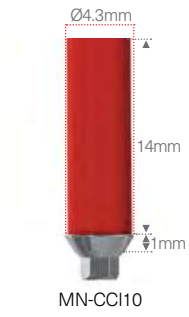
Direct gold plastic  
cylinder, anti-rotation



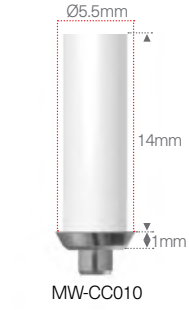


Direct gold plastic  
cylinder, free rotation



Direct CoCr plastic  
cylinder, anti-rotation



Direct CoCr plastic  
cylinder, free-rotation



Digital Restoration  
EZ-Base  
System

**i** Tightening force: 25Ncm


NARROW



STANDARD



WIDE



Digital Restoration  
EZ-Base  
Components

**i** Tightening force: 25Ncm

EZ-Base prosthetic screw



\*MD-E0220  
\*MN-E0160

\* For use with ratchet/motor key for angled screw channel



MT-ELR10  
MT-ESR10



MT-ELM10  
MT-ESM10

# Digital Restoration Ti-Base


**i** Tightening force:  
30Ncm



## NARROW

## STANDARD


## WIDE



MN-TBC15



MD-TBC15



MW-TBC15

### Anti-rotation



MN-TBC30




MD-TBC30



MW-TBC30


### Free-rotation



MN-FTB15



MD-FTB15



MW-FTB15



MN-FTB30



MD-FTB30


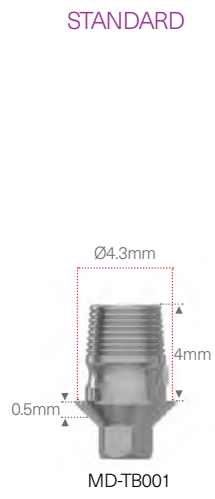



MW-FTB30




Digital Restoration  
Ti-Base

**i** Tightening force:  
30Ncm

Anti-rotation



Free-rotation



Incisor esthetic



Digital Restoration

# Digital Model Analog




Tightening  
force:  
15Ncm

NARROW

STANDARD

WIDE

MULTI-UNIT



Digital Dentistry  
Scan Posts

**i** Tightening force: 30Ncm

NARROW

STANDARD

WIDE

MULTI-UNIT



Digital Restoration  
Titanium  
Blanks

**i** Tightening  
force:  
30Ncm

Amann Girrbach

NARROW

Ø9mm



MN-IB091

Ø12mm



MN-IB121

Ø12mm



MN-AGT12



MN-MAB10

STANDARD

Ø9mm



MD-IB091

Ø12mm



MD-IB121

Ø12mm



MD-AGT12



MD-MAB10

WIDE

Ø9mm



MW-IB091

Ø12mm



MW-IB121

Ø12mm



MW-AGT12



MW-MAB10

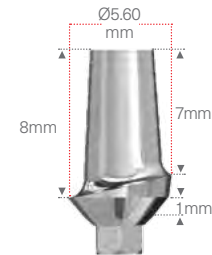
Cemented Restoration  
Cementable  
Abutments

**i** Tightening  
force:  
30Ncm

0°

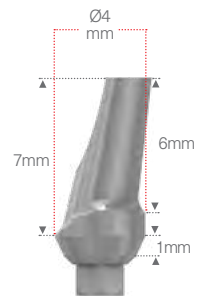
NARROW

STANDARD

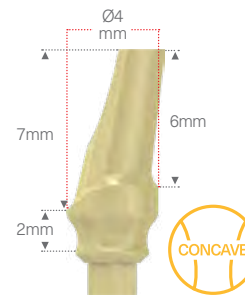


MD-A0010

10°

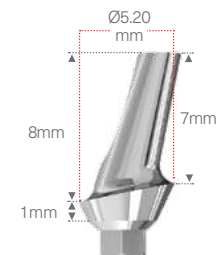


MN-AT101



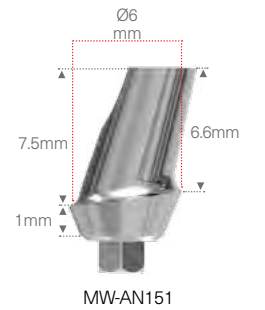
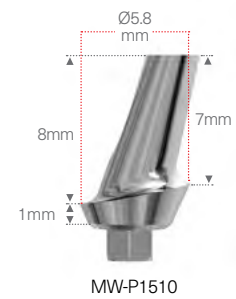
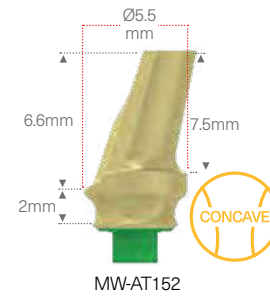

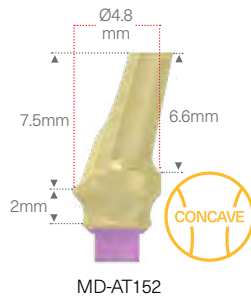
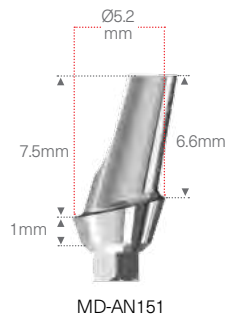
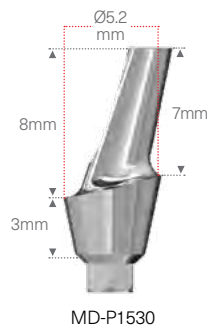


MN-AT102

15°



MD-A1510

WIDE

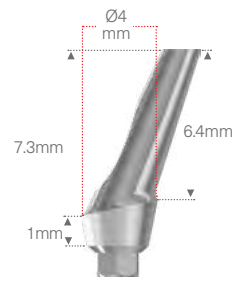


Cemented Restoration  
Cementable  
Abutments

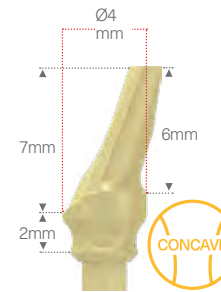
**i** Tightening force: 30Ncm

20°

NARROW



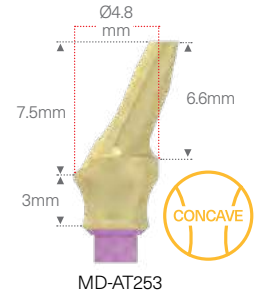
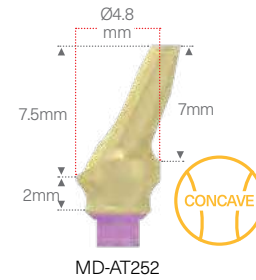
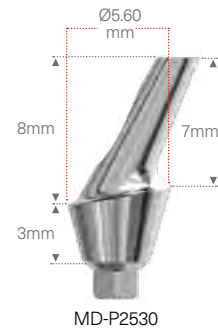
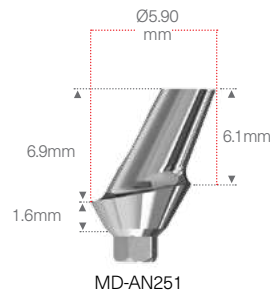
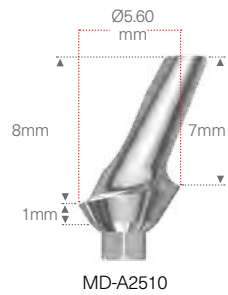
MN-AN020



MN-AT202

25°

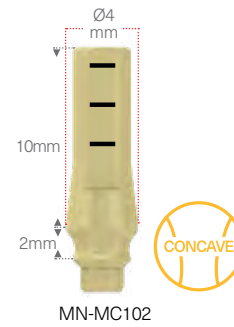
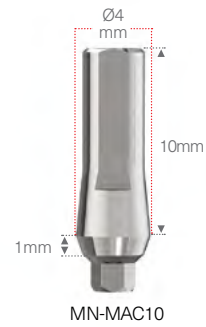
STANDARD



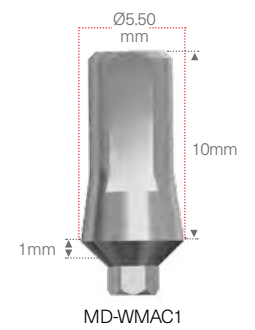

# Cemented Restoration Cementing Posts

**i** Tightening force: 30Ncm

## NARROW



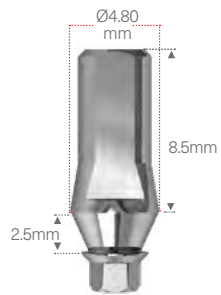
## STANDARD



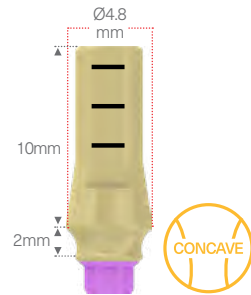
WIDE



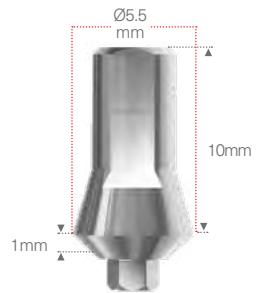
MD-CTP10



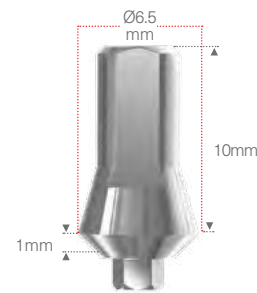
MD-MACF1



MD-MC102




MW-MAC10



MW-WMAC1



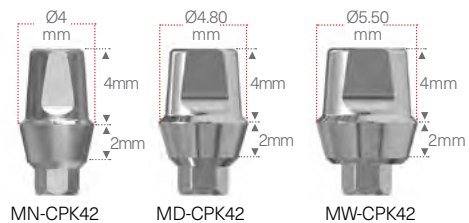
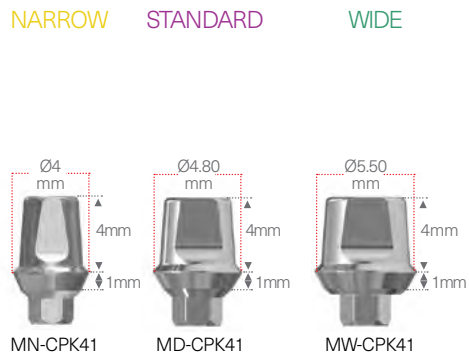
MW-CTP10



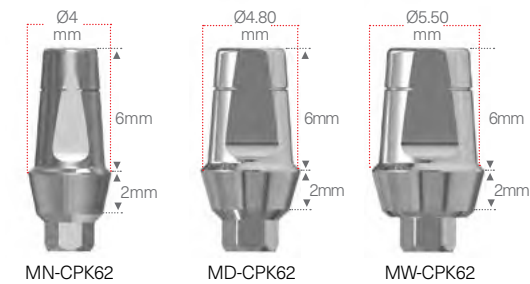
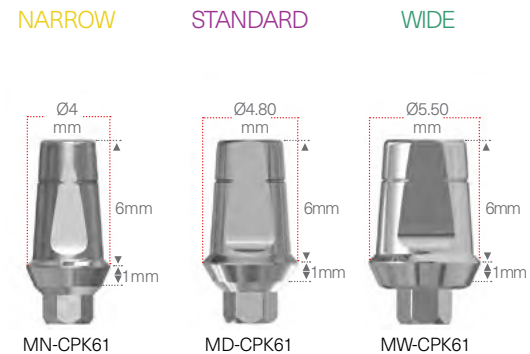

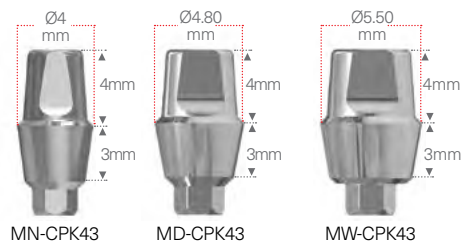
MW-MC102

Cemented Restoration  
**CPK -**  
 Transgingival  
 Abutments

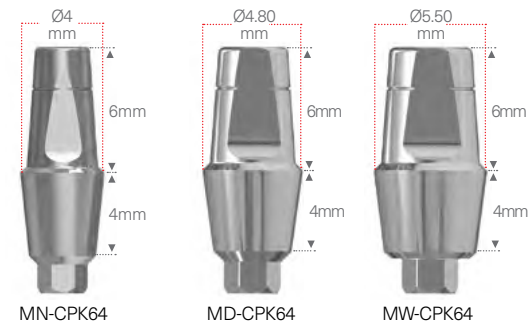
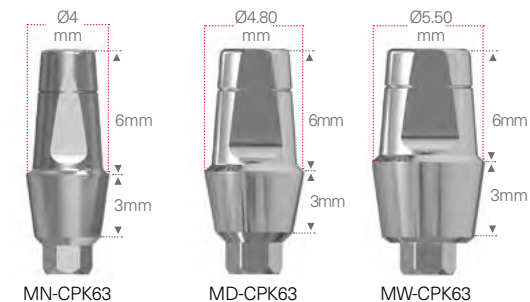
**i** Tightening force: 30Ncm



**C=4**



**C=6**





NARROW

STANDARD

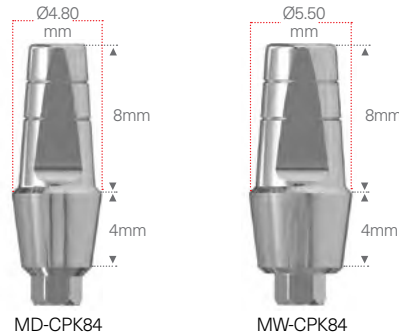
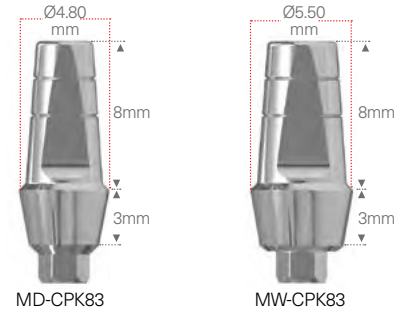
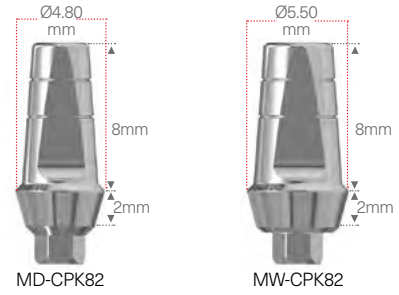
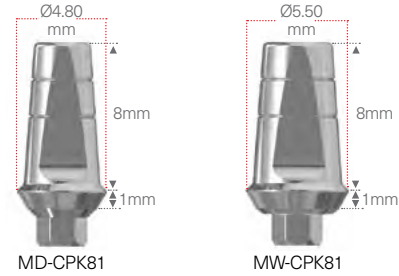
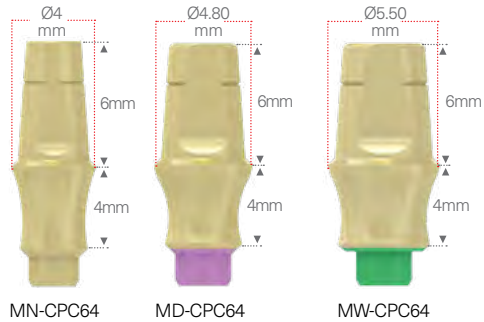
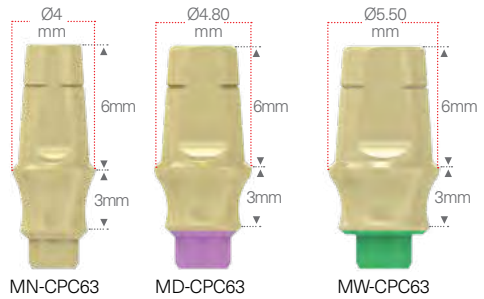

WIDE

STANDARD

WIDE

C=6

C=8



Cemented Restoration  
CPK - Kit  
Contents



Tightening  
force:  
30Ncm




Burnout plastic cap  
anti-rotation




Burnout plastic cap  
free-rotation



Plastic healing cap



Transfer  
plastic cap



Analog

CPK abutments are also sold in kits

MK-NPK41 ● Ø4, H=1, C=4  
 MK-CPK41 ● Ø4.8, H=1, C=4  
 MK-WPK41 ● Ø5.5, H=1, C=4

MK-NPK42 ● Ø4, H=2, C=4  
 MK-CPK42 ● Ø4.8, H=2, C=4  
 MK-WPK42 ● Ø5.5, H=2, C=4

MK-NPK43 ● Ø4, H=3, C=4  
 MK-CPK43 ● Ø4.8, H=3, C=4  
 MK-WPK43 ● Ø5.5, H=3, C=4

MK-NPK44 ● Ø4, H=4, C=4  
 MK-CPK44 ● Ø4.8, H=4, C=4  
 MK-WPK44 ● Ø5.5, H=4, C=4

MK-NPK61 ● Ø4, H=1, C=6  
 MK-CPK61 ● Ø4.8, H=1, C=6  
 MK-WPK61 ● Ø5.5, H=1, C=6



MK-NPC62 ● Ø4, H=2, C=6  
 MK-CPC62 ● Ø4.8, H=2, C=6  
 MK-WPC62 ● Ø5.5, H=2, C=6

MK-NPK62 ● Ø4, H=2, C=6  
 MK-CPK62 ● Ø4.8, H=2, C=6  
 MK-WPK62 ● Ø5.5, H=2, C=6



MK-NPC63 ● Ø4, H=3, C=6  
 MK-CPC63 ● Ø4.8, H=3, C=6  
 MK-WPC63 ● Ø5.5, H=3, C=6

MK-NPK63 ● Ø4, H=3, C=6  
 MK-CPK63 ● Ø4.8, H=3, C=6  
 MK-WPK63 ● Ø5.5, H=3, C=6



MK-NPC64 ● Ø4, H=4, C=6  
 MK-CPC64 ● Ø4.8, H=4, C=6  
 MK-WPC64 ● Ø5.5, H=4, C=6

MK-NPK64 ● Ø4, H=4, C=6  
 MK-CPK64 ● Ø4.8, H=4, C=6  
 MK-WPK64 ● Ø5.5, H=4, C=6

MK-CPK81 ● Ø4.8, H=1, C=8  
 MK-WPK81 ● Ø5.5, H=1, C=8

MK-CPK82 ● Ø4.8, H=2, C=8  
 MK-WPK82 ● Ø5.5, H=2, C=8

MK-CPK83 ● Ø4.8, H=3, C=8  
 MK-WPK83 ● Ø5.5, H=3, C=8

MK-CPK84 ● Ø4.8, H=4, C=8  
 MK-WPK84 ● Ø5.5, H=4, C=8



# Overdenture OT-Equator Kits

**i** Tightening force:  
30Ncm

NARROW



STANDARD



WIDE



Overdenture  
OT-Equator  
Components

**i** Tightening  
force:  
30Ncm

OT-Equator  
handling tools



ET-IT002

OT-Equator impression  
coping cap




OE-IC002

OT-Equator impression  
transfer cap



OE-IC001

OT-Equator analog



OE-RSM60

Metal housing &  
transfer caps



OE-MH001 OE-RCB01  
OE-RCW01 OE-RCP01  
OE-RCY01 OE-RCV01


OT-Equators  
are sold in kits




# Overdenture Ball Attachment System

**i** Tightening  
force:  
30Ncm

NARROW



STANDARD



WIDE



Overdenture

# Ball Attachment System Components

**i** Tightening force: 30Ncm

Analog




MB-RS375

Gold / Plastic / titanium ball cap



MB-GPS10 MB-TBS20  
MB-SF200 MB-TBS10  
MB-TTP10 MB-PR010

Metal housing & Transfer caps



MB-DMH10  
MB-PPC10  
MB-PPR10

Plastic disc for ball attachment



MB-DB235

Ball attachment anchor key



MT-NB225

Ball attachment anchor key



MT-RB225

# Overdenture LOCKiT Attachment System

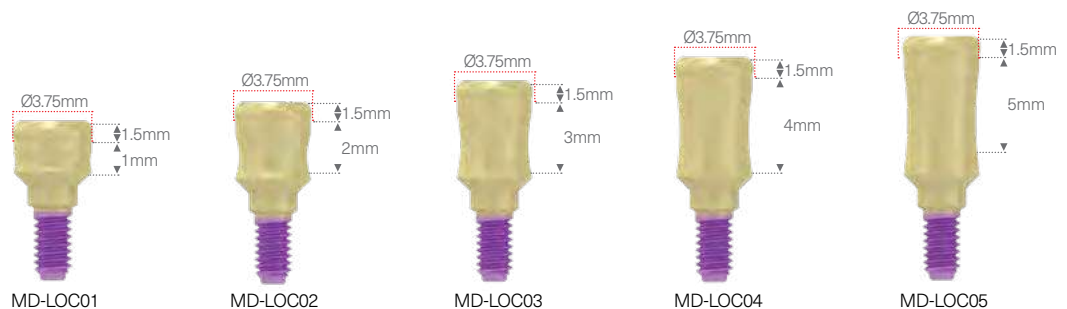
**i** Tightening force: 30Ncm



NARROW



STANDARD



WIDE



All LOCKiT products shown in this catalog are sold subject to individual regulatory certification only.

# Overdenture LOCKiT System Components

**i** Tightening force: 30Ncm

Abutment holder sleeve



MT-LOC11

Caps range




MM-BLA10 MM-CLE10  
MM-BLU10 MM-RED10  
MM-PIN10 MM-GRE10

Male processing package



MM-LOC02

Metal housing



MM-TIT10

Impression coping



MM-LOC11

LOCKiT analog



MM-LOA40  
MM-LOA50

LOCKiT core tool



MT-LOC10

LOCKiT long ratchet driver



MT-RSD24

LOCKiT short ratchet driver




MT-RSD19

LOCKiT abutments are also sold in kits




- MK-NLC1    ● Ø3.75, H=1
- MK-SLC1    ● Ø3.75, H=1
- MK-WLC1    ● Ø4.5, H=1
- MK-NLC2    ● Ø3.75, H=2
- MK-SLC2    ● Ø3.75, H=2
- MK-NLC3    ● Ø3.75, H=3
- MK-SLC3    ● Ø3.75, H=3
- MK-WLC3    ● Ø4.5, H=3
- MK-NLC4    ● Ø3.75, H=4
- MK-SLC4    ● Ø3.75, H=4
- MK-NLC5    ● Ø3.75, H=5
- MK-SLC5    ● Ø3.75, H=5
- MK-WLC5    ● Ø4.5, H=5



# Overdenture Locator Attachment System

**i** Tightening force: 30Ncm


NARROW



STANDARD




WIDE



# Overdenture Locator System Components

**i** Tightening  
force:  
30Ncm

Analogs



MM-LFA40  
MM-LFA50

Metal housing &  
transfer caps



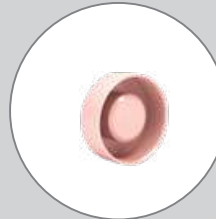
MM-LMP02

Impression coping



MM-LIC10


Caps range:



MM-LLR10



MM-LER10



MM-LELE1



MM-LRM10



MM-LEL10



MM-LPP10



MM-LBP10

Tools:




MM-LCT10




MM-RSD15



MM-LSD15



MM-RSD20



MM-LSD21

# Prosthetic Screws

**i** Tightening  
force:  
20/30Ncm

Mini prosthetic screw




MD-S0200

Direct prosthetic screw



MN-S0160  
MD-S0220

Medium prosthetic screw




MD-S0222

Long prosthetic screw



MD-S0224


Direct gold prosthetic screw



MD-G0220







All rights reserved. No part of this publication may be reproduced, transcribed, stored in an electronic retrieval system, translated into any language or computer language, or be transmitted in any form whatsoever, without the prior written consent of the publisher. Warning: MIS products referred to in this document should be used by licensed dentists only.

